

Activity Sheet with a Doctor Who Theme: **TIME PROMISE BOX**

Note: Although based on Doctor Who, the activity has relevance to a range of programme zones and badges.

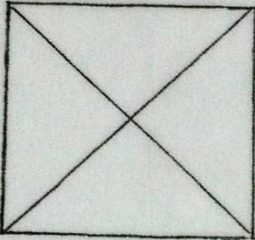
Time Travel

Doctor Who often travels back in time. Think about things you have said and done that you wish you could change. What can you now do to promise to improve things? Write these promises down.


Make a Time Promise Box using the pattern below, and put your written promises in the box. Take it home and put it in a safe place, and in 3 to 6 months time get it out and see what progress you have made with your promises.

2 pieces of square card or paper Take the first square


Draw guidelines as shown below



Fold corners into centre to make a smaller square

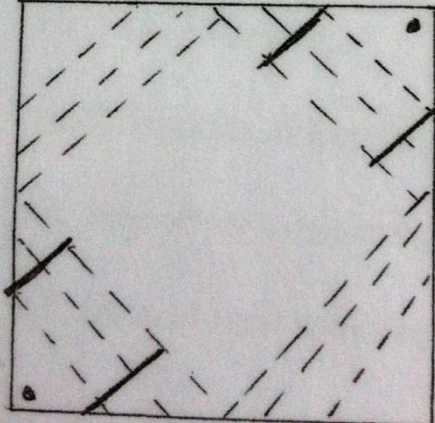


Fold sides into middle



and then open back to small square and fold sides other way

Unfold completely. Mark opposite corners as shown and then cut where shown (heavy line)



Refold tucking in undotted corners first

Repeat whole process with the second piece of card/paper to make the second half of the box